

# Internet Electronic Journal of Molecular Design

December 2005, Volume 4, Number 12, Pages 850–861

Editor: Ovidiu Ivanciuc

Special issue dedicated to Professor Danail Bonchev on the occasion of the 65<sup>th</sup> birthday

## Decarbonylation of 7–Norbornenones. Structural Factors Influencing Activation Energies of the Transition States in Cheletropic Reactions. An *ab initio* study

Davor Margetić<sup>1</sup> and Ronald N. Warrener<sup>2</sup>

<sup>1</sup> Laboratory for Physical Organic Chemistry, Department of Organic Chemistry and Biochemistry,  
Ruđer Bošković Institute, Bijenička c. 54, 10000 Zagreb, POB 180, Croatia

<sup>2</sup> Intelligent Polymer Research Institute, The University of Wollongong, Northfields Avenue,  
Wollongong, NSW, 2522, Australia

Received: November 1, 2005; Revised: November 29, 2005; Accepted: December 3, 2005; Published: December 31, 2005

### Citation of the article:

D. Margetić and R. N. Warrener, Decarbonylation of 7–Norbornenones. Structural Factors Influencing Activation Energies of the Transition States in Cheletropic Reactions. An *ab initio* study, *Internet Electron. J. Mol. Des.* **2005**, *4*, 850–861, <http://www.biochempress.com>.

# Decarbonylation of 7–Norbornenones. Structural Factors Influencing Activation Energies of the Transition States in Cheletropic Reactions. An *ab initio* study<sup>#</sup>

Davor Margetić<sup>1,\*</sup> and Ronald N. Warrener<sup>2</sup>

<sup>1</sup> Laboratory for Physical Organic Chemistry, Department of Organic Chemistry and Biochemistry, Ruđer Bošković Institute, Bijenička c. 54, 10000 Zagreb, POB 180, Croatia

<sup>2</sup> Intelligent Polymer Research Institute, The University of Wollongong, Northfields Avenue, Wollongong, NSW, 2522, Australia

Received: November 1, 2005; Revised: November 29, 2005; Accepted: December 3, 2005; Published: December 31, 2005

*Internet Electron. J. Mol. Des.* 2005, 4 (12), 850–861

## Abstract

**Motivation.** Computational study of decarbonylation of 7–norbornenones was employed in order to rationalize experimental results. It was found that activation barriers of these cheletropic reactions depend on the structures of 7–norbornenones and products obtained after decarbonylation. This study was motivated by the lack of experimental and computational results for decarbonylation of polycyclic systems such as 7–norbornenones.

**Method.** Density functional theory, *ab initio*, MP2 and semiempirical calculations were employed.

**Conclusions.** Quantum–chemical calculations have been used to study of decarbonylation of 7–norbornenones. It was found that activation barriers of these cheletropic reactions depend on the molecular structures of 7–norbornenones and the driving force of aromatized products obtained after decarbonylation.

**Keywords.** 7–Norbornenones; *ab initio* calculations; decarbonylation; cheletropic reaction.

## Abbreviations and notations

B3LYP, Becke3 method with Lee, Young and Parr functionals	RHF, restricted Hartree–Fock method
DFT, density functional theory	TS, transition state

## 1 INTRODUCTION

Our ongoing research program is to build large rigid polycyclic systems or to delivery appropriate functionalities at the proper distance/angle [1]. One of recently studied reactions involved the introduction of functionality onto carbocyclic alkene by reaction with substituted cyclopentadien–3–ones (phencyclones).

Variouly substituted cyclopentadienones undergo in the first reaction step [ $4\pi+2\pi$ ] Diels–Alder reaction yielding bridged polycyclic structures. If the reaction is conducted under vigorous

<sup>#</sup> Dedicated on the occasion of the 65<sup>th</sup> birthday to Danail Bonchev.

\* Correspondence author; E–mail: [margetid@emma.irb.hr](mailto:margetid@emma.irb.hr).

conditions, loss of carbon monoxide is often observed, resulting in the production of the corresponding dienes [2,3]. Synthetic methodology based on this behavior was exploited in preparation of various polycyclic compounds [4]. Furthermore, there are several literature described attempts to isolate norbornadien-7-one and benzonorbornadien-7-one. These attempts have failed because of very facile decarbonylation reaction [5]. For instance, 9,10-dihydro-9,10-methanoanthracen-11-one (dibenzo norbornadienone) was prepared and spontaneously undergoes decarbonylation with formation of anthracene [6]. Furthermore, it was found that the cheletropic decarbonylation does manifest in the ground state structures of norbornenones as measurable deviations of bond distances. Structural deviations from 'normal' C-C(O) and C=O bond distances are consistent with the early stages of the cheletropic extrusion of carbon monoxide [7]. Successful synthesis of 7-norbornadienone have been only recently described by Berson [8] and Sheridan [9] where it was necessary to work at low temperatures in an argon matrix. Warrenner and co-workers, have described the formation of a highly substituted derivative of norbornadien-7-one stable to decarbonylation below -30 °C [10].

While several papers was dealing with semi-empirical calculations of cheletropic reactions [11] in polycyclic systems have been published [12], calculations using more accurate *ab initio* methods have been recently employed. The aim of this computational study is to explain experimentally observed behavior in reactions involving elimination of carbon monoxide from phencyclone adducts prepared in our laboratories.

## 2 MATERIALS AND METHODS

All calculations were conducted using the SPARTAN program [13] on a Silicon Graphics R4600 workstation. Initial geometries for *ab initio* calculations have been prepared using semi-empirical AM1 [14] method. Geometric optimizations were carried out without using symmetry or other structural restrictions. All calculations were performed at the restricted Hartree-Fock level [15] with 3-21G and 6-31G\* basis sets [16], as well as using DFT B3LYP/6-31G\* method. For all structures the frequency analysis was performed with the same basis set used for optimization. Each transition structure was located using a standard routine within SPARTAN and verified by the possession of only one imaginary frequency of vibration, corresponding to the motion of breaking C-C bonds for transition structures [17]. The key transition states were also confirmed with forward and backward IRC calculations. The activation energies were estimated from RHF/6-31G\* and MP2/6-31G\* [18] single point calculations on the RHF/3-21G and RHF/6-31G\* optimized geometries. Some geometries were also optimized with MP2/6-31G\* method (frozen core approximation) using *Gaussian94* [19] with an IBM SP2 supercomputer. Results are collected in Tables 1-4.

### 3 RESULTS AND DISCUSSION

The reaction of interest in this study is decarbonylation of 7-norbornenones. Berson and coworkers have experimentally studied decarbonylation of 7-norbornadienone to produce benzene (Figure 1) [8]. On the basis of the kinetic measurements they estimated the activation barrier for this process of  $16 \text{ kcal mol}^{-1}$  at 300 K. Sheridan *et al.* [9] have obtained similar experimental value of  $17 \pm 2 \text{ kcal mol}^{-1}$  (at 198–218 K). In his theoretical paper Dewar estimated the barrier to be  $21.5$  (MINDO/3) and  $25.7$  (MNDO)  $\text{kcal mol}^{-1}$ . These results show a great difference between experimental and theoretical values, suggesting that more accurate *ab initio* calculations should be applied to gain better predictions. Furthermore, all transition structures reported in Dewar papers obtained by semi-empirical methods (either RHF or UHF) are actually very unsymmetrical, suggesting asynchronous, non-concerted biradical reaction mechanism.

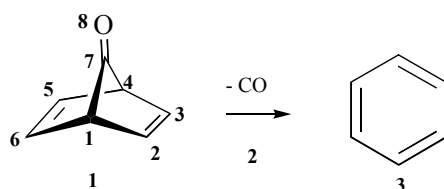


Figure 1. Decarbonylation of 7-norbornadienone.

Our preliminary AM1 calculations for this process gave essentially the same geometry for transition state (TS), highly unsymmetrical (Figure 2a, Table 1).

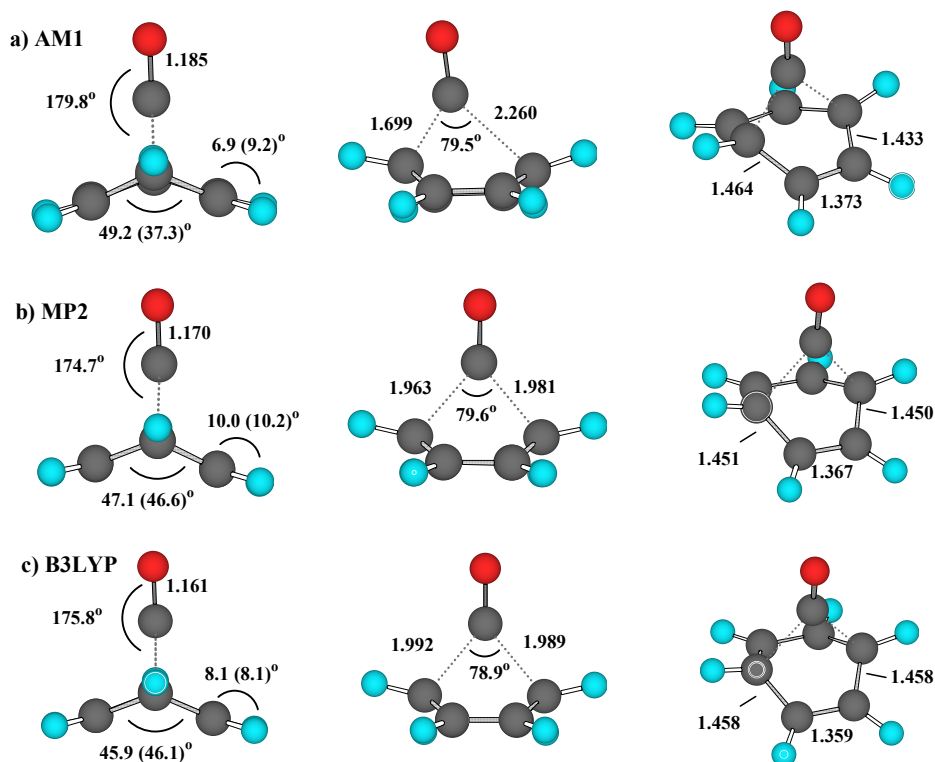
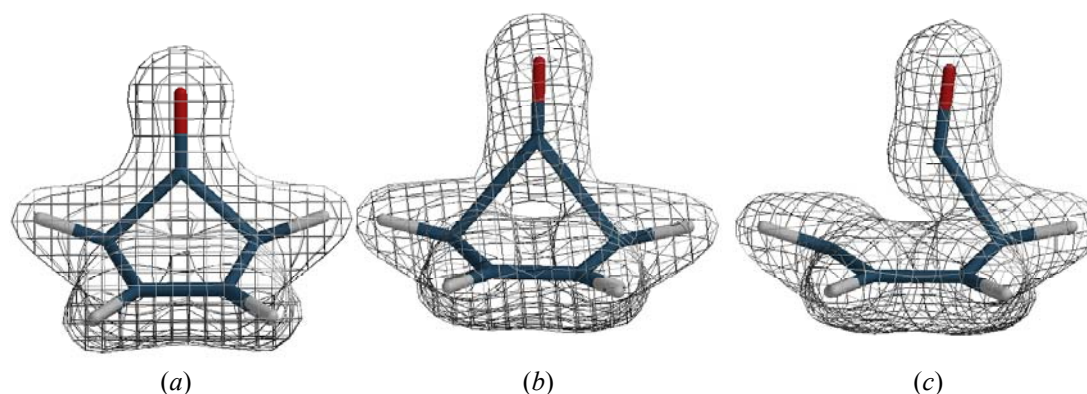


Figure 2. Transition state structures for 7-norbornadienone decarbonylation: a) AM1; b) RMP2(fc)/6-31G\*; c) B3LYP/6-31G\*.

This result is in line with the known tendency of semi-empirical calculations to predict asynchronous transition structures for pericyclic reactions [20], therefore we did not pursue this calculation method any further. On the other hand, all employed *ab initio* levels gave symmetrical TSs, as shown for RMP2(fc)/6–31G\* calculation (Figure 2b), suggesting synchronous, concerted mechanism. Similarly, density functional theory methods (DFT) gave symmetrical structures, employing both local and non-local methods, as illustrated for Becke3LYP/6–31G\* method (Figure 2c). The AM1 C<sub>1</sub>...C<sub>7</sub> and C<sub>4</sub>...C<sub>7</sub> bond distances were calculated to be 2.260 and 1.699 Å, while corresponding MP2 and B3LYP values are 1.981 (1.963) and 1.989 (1.992) Å, respectively. Furthermore, while CO fragment is being extruded, cyclohexadiene ring is starting to planarize, having in all three computed structures ethylene C<sub>5</sub>C<sub>6</sub> moiety positioned out of C<sub>1</sub>C<sub>2</sub>C<sub>3</sub>C<sub>4</sub> ring plane by 37.3–49.2°. Interestingly, all computed methods predict that the olefinic protons are pyramidalized in *exo* direction, which is opposite to the experimentally known *endo*-pyramidalization of norbornenes [21,22]. As expected from the pyramidalization studies, the largest pyramidalization was predicted by MP2 calculations (10.2°), while B3LYP gives smaller value (8.1°) and finally, AM1 structure has a highly unsymmetrical structure (6.9° and 9.2°).



**Figure 3.** Electron density surfaces of transition states for 7-norbornadienone decarbonylation: (a) 7-norbornadienone; (b) B3LYP/6–31G\* method; (c) RHF/AM1 method (0.1 electrons/au<sup>3</sup>).

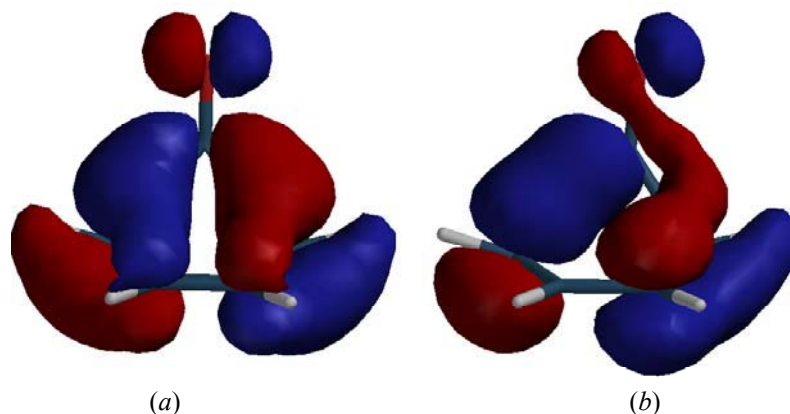
**Table 1.** Total energies (au) of molecules under studies – reaction 1 <sup>a,b</sup>

Species	E <sub>1</sub>	E <sub>2</sub>	E <sub>3</sub>	E <sub>4</sub>	E <sub>5</sub>	E <sub>6</sub>	E <sub>7</sub>
<b>1</b>	43.722	–341.443965	–343.355472	–344.420845	–343.356843	–344.420727	–344.424969
<b>2 CO</b>	–5.679	–112.093299	–112.737267	–113.020129	–112.737877	–113.018041	
<b>3 bz</b>	22.022	–229.419445	–230.700154	–231.457125	–230.703137	–231.456487	
<b>TS1</b>	64.958	–341.410383	–343.317661	–344.400242	–343.318396	–344.399017	–344.403137
	E <sub>8</sub>	E <sub>9</sub>	E <sub>10</sub>				
<b>1</b>	–345.498857	–343.587611	–346.509788				
<b>TS1</b>	–345.475541	–343.553405	–346.481087				

<sup>a</sup> E<sub>1</sub>=E(AM1); E<sub>2</sub>=E(RHF/3–21G); E<sub>3</sub>=E(RHF/6–31G\*/RHF3–21G); E<sub>4</sub>=E(MP2/6–31G\*/RHF/3–21G); E<sub>5</sub>=E(RHF/6–31G); E<sub>6</sub>=E(MP2/6–31G\*/RHF/6–31G\*); E<sub>7</sub>=E(MP2/6–31G\*); E<sub>8</sub>=E(B3LYP/6–31G); E<sub>9</sub>=E(SVWN/6–31G); E<sub>10</sub>=E(B3P86/6–31G); <sup>b</sup> AM1 heats of formation are given in kcal/mol<sup>–1</sup>.

Figure 3 depicts electron density surfaces of transition states for 7-norbornadienone

decarbonylation showing bonding in transition states, while Figure 4 depicts corresponding highest occupied molecular orbitals (HOMOs) of transition states showing orbital interactions between CO and cyclohexadiene fragments.



**Figure 4.** HOMOs of transition states for 7-norbornadienone decarbonylation: (a) B3LYP/6-31G\*; (b) AM1 method.

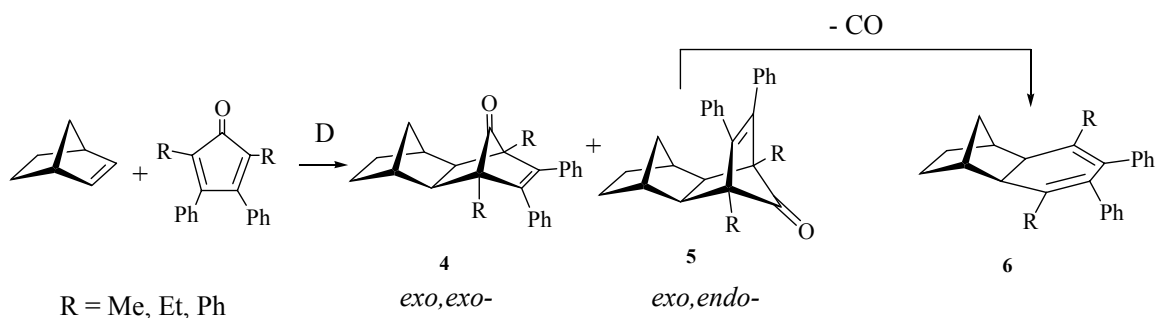
**Table 2.** Activation energies for decarbonylation of norbornadien-7-one (kJmol<sup>-1</sup>, kcal mol<sup>-1</sup> in parentheses)<sup>a</sup>

Species	$\Delta E_1$	$\Delta E_2$	$\Delta E_3$	$\Delta E_4$	$\Delta E_5$	$\Delta E_6$	$\Delta E_7$
<b>TS1</b>	88.851 (21.236)	88.168 (21.073)	99.342 (23.726)	54.092 (12.928)	101.013 (24.125)	56.999 (13.623)	57.318 (13.699)
<b><math>\Delta H_{\text{rxn}}</math></b>	-114.554	-180.578	-215.154	-148.099	-220.972	-141.253	
	E8	E9	E10				
<b>TS1</b>	61.215 (14.631)	89.808 (21.465)	75.354 (18.010)				

<sup>a</sup>  $\Delta E_1 = \Delta E(\text{AM1})$ ;  $\Delta E_2 = \Delta E(\text{RHF}/3-21\text{G})$ ;  $\Delta E_3 = \Delta E(\text{RHF}/6-31\text{G}^*/\text{RHF}3-21\text{G})$ ;  $\Delta E_4 = \Delta E(\text{MP2}/6-31\text{G}^*/\text{RHF}/3-21\text{G})$ ;  $\Delta E_5 = \Delta E(\text{RHF}/6-31\text{G})$ ;  $\Delta E_6 = \Delta E(\text{MP2}/6-31\text{G}^*/\text{RHF}/6-31\text{G}^*)$ ;  $\Delta E_7 = \Delta E(\text{MP2}/6-31\text{G}^*)$ ;  $\Delta E_8 = \Delta E(\text{B3LYP}/6-31\text{G})$ ;  $\Delta E_9 = \Delta E(\text{SVWN}/6-31\text{G})$ ;  $\Delta E_{10} = \Delta E(\text{B3P86}/6-31\text{G})$

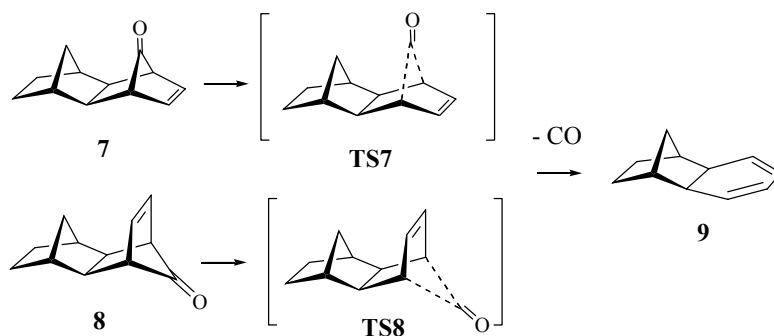
MP2/6-31G\* structure and activation barrier (13.7 kcal mol<sup>-1</sup>) we obtained here are identical to values reported by Birney [23]. As expected, the MP2/6-31G\* method underestimates activation barrier (experimental value is 15.2 kcal mol<sup>-1</sup>) [8,9], while RHF methods overestimate (for instance RHF/6-31G\* value is 24.1 kcal mol<sup>-1</sup>). Ideal match to experiment was obtained by much more computer demanding MP4-(SDTQ)/D95\*\* level, which gives the correct value of 15.2 kcal mol<sup>-1</sup> [24]. On the other hand, as shown recently, DFT methods, especially B3LYP method gives activation energies close to experimental, which are of the better quality than MP2 values, by a fraction of computational cost needed for post-Hartree-Fock calculations. For this particular reaction, B3LYP/6-31G\* estimated activation barrier is 14.6 kcal mol<sup>-1</sup>. This result is in an excellent agreement with experimental results, with an error less than 1 kcal mol<sup>-1</sup>, proving the reliability of DFT methodology for the computational study of this class of pericyclic reactions.

After the most viable computational approach for study of decarbonylation reactions has been established, we turned our attention from model reaction (Figure 1) to the experimental results. We have found experimentally that norbornene reacts with 3,4-diphenyl-2,5-dimethyl (or 2,5-diethyl and 2,5-diphenyl) cyclopentadienone to yield a mixture of *exo,exo* (**4**) and *exo,endo* (**5**) adducts, with the preferential formation of *exo,endo* adduct **4** (Figure 5). When the cycloaddition reaction was carried out at elevated temperatures a mixture of adduct **4** and diene **6** was produced, suggesting that the initially formed *exo,endo* adduct **5** eliminates carbon monoxide while adduct **4** is stable under these reaction conditions.



**Figure 5.** Decarbonylation of 3,4-diphenyl-2,5-dimethyl-cyclopentadienone – norbornene adducts.

In order to explain this experimental result, a series of calculations was performed and results collected in Tables 3 and 4. To minimize computational efforts, phenyl substituents were omitted and cyclopentadienone was used as model system (Figure 6). RHF/6-31G\*\*//3-21G activation energies for the CO elimination from adducts **7** and **8** (via transition states **TS7** and **TS8**) were estimated to be 48.9 and 39.6 kcal mol<sup>-1</sup>, respectively (Table 4). It was found that there is 9.3 kcal mol<sup>-1</sup> lower activation barrier for decarbonylation of isomer **8**, which is prediction in good agreement with our experimental observations. The comparison of these values with the previously studied decarbonylation of compound **1** (at the same level of theory is 23.7 kcal mol<sup>-1</sup>) suggests greater thermal stability of compounds **7** and **8**. It could be explained by the lack of driving force for the formation of an aromatic product.



**Figure 6.** Model reactions for decarbonylation of 3,4-diphenyl-2,5-dimethyl-cyclopentadienone – norbornene adducts.

**Table 3.** Total energies (au) of molecules under studies <sup>a,b</sup>

Species	E <sub>1</sub>	E <sub>2</sub>	E <sub>3</sub>	E <sub>4</sub>	E <sub>5</sub>
<b>7</b>	12.107	-534.420576	-537.387149		
<b>8</b>	16.399	-534.410402	-537.379162		
<b>9</b>	23.839	-422.322491	-424.666032		
<b>TS7</b>	55.110	-534.341326	-537.309062		
<b>TS8</b>	53.282	-534.350713	-537.316004		
<b>10</b>	3.299	-342.643455	-344.555675	-345.625779	-344.556991
<b>11</b>	17.485	-230.543231	-231.831608	-232.590755	-231.831898
<b>TS10</b>	45.047	-342.571878	-344.482654	-345.573313	
<b>12</b>	-6.161	-420.292422	-422.633512		
<b>13</b>	1.322	-308.190133	-309.911085		
<b>TS12</b>	32.147	-420.217074	-422.559316		
<b>16</b>	25.031	-686.235002	-690.052772		
<b>17</b>	52.268	-574.094332	-577.294699		
<b>TS16</b>	72.153	-686.144942	-689.965878		
<b>18</b>	57.640	-533.210502	-536.177366		
<b>19</b>	64.074	-421.125419	-423.467487		
<b>18a</b>	37.059	-191.717080	-192.791378		
<b>TS18a</b>	93.787	-533.152335	-536.115487		
<b>TS18b</b>	121.027	-533.096178	-536.067249		
<b>18 CPD</b>	37.059	-191.717080	-192.791378		
<b>20 nb</b>	25.957	-269.369085	-270.861003		
<b>TS7a</b>	76.415	-534.311303	-537.282331	-539.041309	-537.284308
<b>TS8a</b>	77.735	-534.308234	-537.277744	-539.035439	-537.280015
<b>22</b>	2.285	-383.540799	-385.681284		-385.681918
<b>23</b>	45.821	-382.315110	-384.459430		-384.460726
<b>24</b>	-5.181	-1.122960	-1.126803	-1.144135	-1.126828

<sup>a</sup> E<sub>1</sub>=E(AM1); E<sub>2</sub>=E(RHF/3-21G); E<sub>3</sub>=E(RHF/6-31G\*\*/RHF3-21G); E<sub>4</sub>=E(MP2/6-31G\*\*/RHF/3-21G); E<sub>5</sub>=E(RHF/6-31G); <sup>b</sup> AM1 heats of formation are given in kcal mol<sup>-1</sup>

**Table 4.** Activation energies of studied reactions (kJ mol<sup>-1</sup>, kcal mol<sup>-1</sup> in parentheses) <sup>a</sup>

Species	ΔE <sub>1</sub>	ΔE <sub>2</sub>	ΔE <sub>3</sub>	ΔE <sub>4</sub>	ΔE <sub>5</sub>
<b>TS7</b>	179.924	208.068	205.014 (48.9)		
<b>ΔH<sub>rxn</sub></b>	6.053	12.565	-42.401 (-10.1)		
<b>TS8</b>	154.344	139.955	165.819 (39.6)		
<b>ΔH<sub>rxn</sub></b>	7.393	-14.146	-63.371 (-15.1)		
<b>TS10</b>	174.674	187.923	191.714 (45.8)	137.746	
<b>ΔH<sub>rxn</sub></b>	8.507	-18.194	-34.456 (-8.3)	-39.159	
<b>TS12</b>	108.725	197.824	194.799 (46.6)		
<b>ΔH<sub>rxn</sub></b>					
<b>TS16</b>	197.158	237.819	228.137 (54.5)		
<b>ΔH<sub>rxn</sub></b>	90.199	124.371	54.625 (13.1)		
<b>TS18a</b>	151.239	152.728	162.461 (38.8)		
<b>ΔH<sub>rxn</sub></b>	0.755	-21.571	-71.906		
<b>TS18b</b>	265.211	298.578	289.108 (69.1)		
<b>ΔH<sub>rxn</sub></b>	96.822	-129.847	-80.119		
<b>24 ΔH<sub>rxn</sub></b>	160.477	269.711	249.788		247.759

<sup>a</sup> ΔE<sub>1</sub>=ΔE(AM1); ΔE<sub>2</sub>=ΔE(RHF/3-21G); ΔE<sub>3</sub>=ΔE(RHF/6-31G\*\*/RHF3-21G); ΔE<sub>4</sub>=ΔE(MP2/6-31G\*\*/RHF/3-21G); ΔE<sub>5</sub>=ΔE(RHF/6-31G)



Further simplification of the model system represents decarbonylation of 7-norbornenone **10** yielding 1,3-cyclohexadiene **11** (Figure 7).

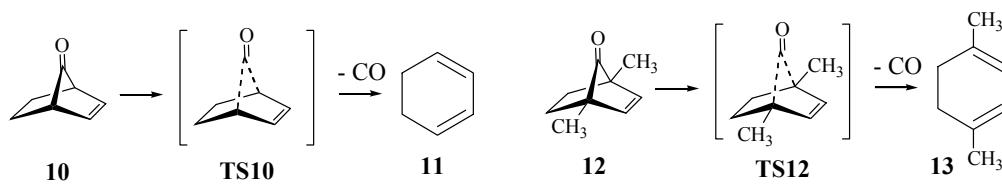


Figure 7. Decarbonylation of 7-norbornenone and 1,4-dimethyl-7-norbornenone.

Decarbonylation of 1,4-dimethyl-7-norbornenone **12** was also modeled in order to determine the influence of substituents on the activation barrier height, (Figure 7). For these two model reactions, RHF/6-31G\*\*/3-21G activation barriers were estimated to be 45.8 and 46.6 kcal mol<sup>-1</sup> (CO elimination from **10** and **12**, respectively) indicating that bridgehead methyl substituents slightly increase activation barrier. These activation energy values are smaller than obtained for decarbonylation of an adduct **8**, suggesting that ring strain caused by incorporation of 7-norbornenone (and cyclohexadiene) into polycyclic skeleton slightly destabilizes both TS and corresponding product.

On the other hand, our experimental findings showed that cycloaddition of 5,7-dimethyl-6H-cyclopenta[*f*][1,10]phenanthroline-6-one with norbornene gives only *exo,endo* adduct **14** [25]. Despite being a derivative of adduct **5**, product **14** does not undergo decarbonylation when similar thermal conditions have been applied, suggesting its higher thermal stability (Figure 8).

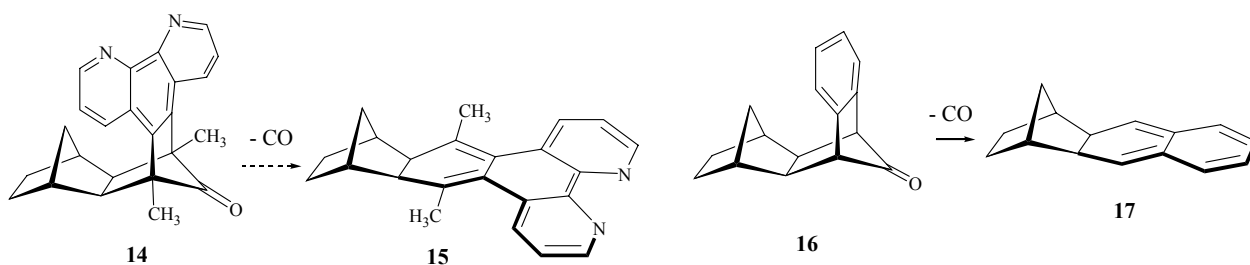
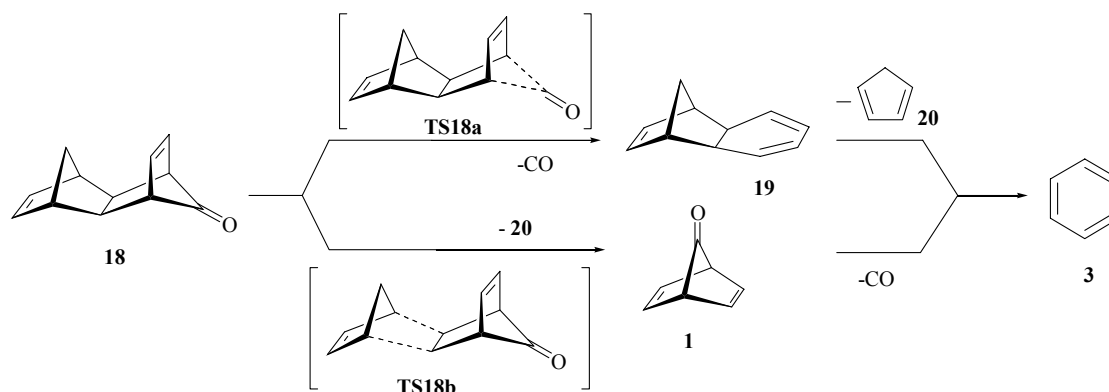


Figure 8. Decarbonylation of adduct **14**.

The size of the polycyclic adduct **14** is significantly greater than reaction depicted in Figure 1, precluding the use of highly accurate *ab initio* calculations. Therefore, methyl substituents were removed from molecule and 1,10-phenanthroline moiety was replaced with benzene to make **16** as a model for computational study (Figure 6). RHF/6-31G\*\*/3-21G activation barrier was estimated to be 54.5 kcal mol<sup>-1</sup>, which is a larger value than previously obtained for compound **7**. These numbers indicate that thermal decarbonylation of **14** is very unfavorable process. One may assume that one of the reasons for such stability of **14** would be the formation of unstable *o*-quinodimethane derivatives **15** (or **17**) after elimination of CO.

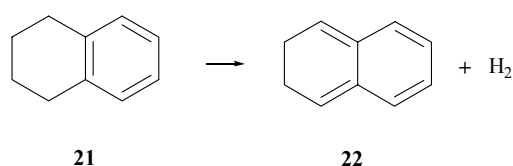
The mechanistic details of decarbonylation of cyclopentadienone adduct of norbornadiene **18** are

depicted at Figure 9. In this scheme, retro Diels–Alder reaction involving cyclopentadiene elimination is also possible, yielding benzene as the most stable product. RHF/6–31G\*//3–21G activation energies for **TS18a** and **TS18b** are 38.8 and 69.1 kcal mol<sup>-1</sup>, respectively, suggesting that decarbonylation is more likely process to occur.



**Figure 9.** Reaction pathways for decarbonylation of adduct **18**.

The development of an aromatic  $\pi$ -system [26] has often been invoked as contributing to the “driving force” of reactions and thus to low barriers often associated with such decarbonylation reactions. The pericyclic reactions which form an aromatic product have been of particular interest. One of the most important classes of these reactions is fragmentation, in which the  $\sigma$ -framework of the aromatic system already exist and the  $\pi$ -system is completed by the conversion of  $\sigma$ -bond(s) into  $\pi$ -bond(s). The low barrier has been shown to be correlated with the overall exothermicity of the reaction (6–31G\*//3–21G value is  $-10.1$  kcal mol<sup>-1</sup>), which in turn reflects the aromatic stabilization of the products (as in the case of **1**). Quantum-chemical calculations predict that the decarbonylations of **7** and **8** are also exothermic, (6–31G\*//3–21G values are  $-10.1$  and  $-15.1$  kcal mol<sup>-1</sup>, respectively). From the other hand, in molecule **16**, it is necessary to disrupt the aromatic system in order to produce *o*-xylylene moiety. This is energetically less favorable process as indicated by calculations (process is endothermic, where computed 6–31G\*//3–21G heat of reaction is  $13.1$  kcal mol<sup>-1</sup>). This result was further corroborated by calculation of the model process of formation of 2,3-dihydronaphthalene **22** from decalin **21** (Figure 10). Calculations show that this reaction is highly endothermic (6–31G\*//3–21G heat of reaction is  $59.6$  kcal mol<sup>-1</sup>) indicating much greater stability of **21**.



**Figure 10.** Dehydrogenation of 1,2,3,4-tetrahydronaphthalene.

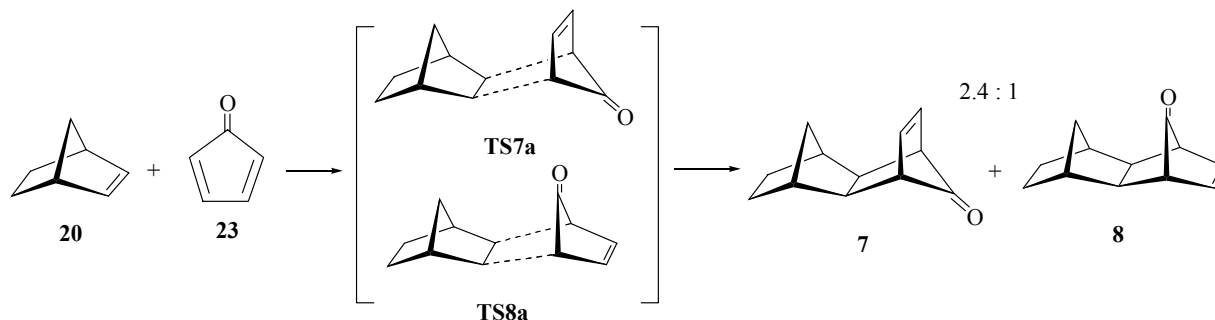


Figure 11. Cycloaddition reaction of norbornene with cyclopentadienone.

Finally, transition state calculations of norbornene – cyclopentadienone cycloaddition were also included in this computational study (Figure 11). The aim of these calculations was to determine activation barriers of formation of two different products and to predict the observed stereospecificity of this cycloaddition reaction. It was found that the relative activation energies estimated at various levels of theory always prefer the formation of *exo,endo* adduct 7, what is in good accordance with experimental observations. The calculated *exo,endo/exo,exo* activation energy differences are 1.93, 2.88, 3.7 and 2.7 kcal mol<sup>-1</sup>, as obtained at the RHF/3–21G, RHF/6–31G\*//RHF/3–21G, MP2/6–31G\*//RHF/3–21G and RHF/6–31G\* levels, respectively.

## 4 CONCLUSIONS

Quantum–chemical calculations have been used to study of decarbonylation of 7–norbornenones. It was found that activation barriers of these cheletropic reactions depend on the molecular structures of 7–norbornenones and the driving force of aromatized products obtained after decarbonylation.

### Acknowledgment

This work was supported by Croatian Ministry of Science, Education and Sport (Project No. 0098147) and by the Australian Research Council which are gratefully thanked for funding.

### Supplementary Material

Cartesian coordinates of calculated transition state structures depicted in Figure 2 are available on request from authors.

## 5 REFERENCES

- [1] R. N. Warrener, Molecular architecture: the design and synthesis of binanes, ladderanes and molracs, *Chem in Aust.* **1992**, 59, 578–581.
- [2] T. Sasaki, K. Kanematsu and K. Iizuka, Molecular design by cycloaddition reactions. XXV. High peri– and regiospecificity of phencyclone, *J. Org. Chem.* **1976**, 41, 1105–1112; M. Yasuda, K. Harano and K. Kanematsu, High peri– and regiospecificity of phencyclone: kinetic evidence of the frontier–controlled cycloaddition reaction and molecular structure of the cycloadduct, *J. Org. Chem.* **1980**, 45, 659–664; K. Harano, M. Yasuda, T. Ban and

- K. Kanematsu, Frontier-controlled pericyclic reactions of powerful electron-attracting cyclic dienones and diazadienones with 1H-azepine: molecular structures of cycloadducts and some comments, *J. Org. Chem.* **1980**, *45*, 4455–4462; M. Yasuda, K. Harano and K. Kanematsu, Frontier-controlled cycloaddition reactions of phencyclone with electron-rich dienophiles via charge-transfer complexes: kinetic study and its mechanistic aspects, *J. Org. Chem.* **1981**, *46*, 3836–3841; K. Harano, M. Yasuda and K. Kanematsu, Frontier-controlled pericyclic reactions of a powerful electron-attracting fused-ring cyclopentadienone, *J. Org. Chem.* **1982**, *47*, 3736–3743.
- [3] S. Wang, A. C. Schultz and D. Margetić, unpublished results.
- [4] T.-C. Chou and G.-H. Lin, Bicyclo[2.2.2]octene-based molecular spacers. Construction of U-shaped *syn*-facial etheno-bridged polyhydronacenyl frameworks, *Tetrahedron* **2004**, *60*, 7907–7920; N. R. Lokan, D. C. Craig and M. N. Paddon-Row, Novel U-shaped Bichromophoric Systems for Studying Solvent-Mediated Electron Transfer: Synthesis, X-ray Structure, and Computed Electron Coupling, *Synlett* **1999**, 397–400.
- [5] S. Yankelevich and B. Fuchs, On alleged norbornadien-7-ones, *Tetrahedron Lett.* **1967**, *8*, 4945–4949; R. McCulloch, A. R. Rye and D. Wege, Steric acceleration in the thermal decarbonylation of highly compressed norbornen-7-ones, *Tetrahedron Lett.* **1969**, *10*, 5231–5234; J. L. Landesberg, and J. A. Sieczkowski, Photolysis of diene-iron tricarbonyls. Evidence for norbornadien-7-one *J. Am. Chem. Soc.* **1969**, *91*, 2120–2122; P. G. Gassman, D. H. Aue and D. S. Patton, 2,3-Dimethyl-7,7-dimethoxyquadricyclo-[2.2.1.0.<sup>2,6</sup>0<sup>3,5</sup>]heptane, *J. Am. Chem. Soc.* **1964**, *86*, 4211–4212.
- [6] T. Irie and H. Tanide, Decarbonylation of 9,10-dihydro-9,10-methanoanthracen-11-one (dibenzonorborna dienone). Effects of nitro substituents and solvents, *J. Org. Chem.* **1979**, *44*, 1002–1003.
- [7] G. Y. Wooi and J. White, Structural manifestations of the cheletropic reaction, *Org. Biomol. Chem.* **2005**, *3*, 972–974.
- [8] D. M. Birney and J. A. Berson, Norborna-2,5-dien-7-one: a covalent benzene-carbon monoxide adduct. A new point on the cycloreversion structure-reactivity correlation curve, *J. Am. Chem. Soc.* **1985**, *107*, 4553–4554.
- [9] B. F. LeBlanc and R. S. Sheridan Photochemical generation and direct observation of 7-norbornadienone *J. Am. Chem. Soc.* **1985**, *107*, 4554–4556. Estimated half-life of compound **1** at 20 °C is 0.03 seconds.
- [10] R. N. Warrener, R. A. Russell and I. G. Pitt, A new diene permitting evaluation of facial selectivity in Diels-Alder additions and preparation of a norbornadienone, *J. Chem. Soc. Chem. Commun.* **1984**, 1675–1676.
- [11] Cheletropic reactions are cycloadditions (or eliminations) in which one of the components interacts through a single atom. Carbene additions, eliminations of SO<sub>2</sub>, N<sub>2</sub>, SO and CO are examples of this class of pericyclic reactions. R. B. Woodward and R. Hoffmann, *The Conservation of Orbital Symmetry*, Verlag Chemie; Weinheim and Academic Press, N. York, 1970; T. H. Lowry and K. S. Richardson, *Mechanism and Theory in Organic Chemistry*, Third Ed., Harper and Row, N. York, **1987**.
- [12] M. J. S. Dewar and L. Chantranupong, Ground states of molecules. 62. MINDO/3 and MNDO studies of some cheletropic reactions, *J. Am. Chem. Soc.* **1983**, *105*, 7152–7161; M. J. S. Dewar, and L. Chantranupong, Ground states of molecules. 63. Reverse cheletropic reactions in polycyclic systems, *J. Am. Chem. Soc.* **1983**, *105*, 7161–7168; D. I. Schuster, I. Wang, J. M. van der Veen, Photochemistry of ketones in solution. Part 75. Photodecarbonylation of *cis*- and *trans*-2,7-dimethyl-3,5-cycloheptadienones: applicability of orbital symmetry theory to photochemical cheletropic fragmentations, *J. Am. Chem. Soc.* **1985**, *107*, 7045–7053.
- [13] Spartan v. 4.1.1., Wavefunction, Inc. 18401 Von Karman Suite 370, Irvine, California 92715, **1996**.
- [14] M. J. S. Dewar, E. G. Zoebisch, E. F. Healy and J. J. P. Stewart, Development and use of quantum mechanical molecular models. 76. AM1: a new general purpose quantum mechanical molecular model, *J. Am. Chem. Soc.* **1985**, *107*, 3902–3909.
- [15] C. C. J. Roothan, New developments in molecular orbital theory, *Rev. Mod. Phys.* **1951**, *23*, 69–81.
- [16] W. J. Hehre, L. Radom, P. v. R. Schleyer and J. A. Pople, *Ab Initio Molecular Orbital Theory*, Wiley, N. York, **1986**.
- [17] J. W. McIver and A. Komornicki, Structure of transition states in organic reactions. General theory and an application to the cyclobutene-butadiene isomerization using a semiempirical molecular orbital method, *J. Am.*

*Chem. Soc.* **1972**, *94*, 2625–2633.

- [18] P. C. Hariharan and J. A. Pople, The influence of polarization functions on molecular orbital hydrogenation energies, *Theor. Chim. Acta*, **1973**, *28*, 213–222; M. M. Francl, W. J. Pietro, W. J. Hehre, J. S. Binkley, M. S. Gordon, D. J. Defrees, and J. A. Pople, Self-Consistent Molecular Orbital Methods 23: A Polarization Basis Set for Second Row Elements, *J. Chem. Phys.* **1982**, *77*, 3654–3665.
- [19] *Gaussian 94*, Revision B.2. M. J. Frisch, G. W. Trucks, H. B. Schlegel, P. M. W. Gill, B. G. Johnson, M. A. Robb, J. R. Cheeseman, T. Keith, G. A. Petersson, J. A. Montgomery, K. Raghavachari, M. A. Al-Laham, V. G. Zakrzewski, J. V. Ortiz, J. B. Foresman, J. Cioslowski, B. B. Stefanov, A. Nanayakkara, M. Challacombe, C. Y. Peng, P. Y.; Ayala, W. Chen, M. W. Wong, J. L. Andres, E. S. Replogle, R. Gomperts, R. L. Martin, D. J. Fox, J. S. Binkley, D. J. Defrees, J. Baker, J. J. P. Stewart, M. Head-Gordon, C. Gonzalez and J. A. Pople, Gaussian Inc.; Pittsburgh, PA **1995**.
- [20] K. N. Houk, Y. Li and J. D. Evanseck, Transition structure in pericyclic reactions of hydrocarbons, *Angew. Chem. Int. Ed. Engl.* **1992**, *31*, 682–708.
- [21] D. Margetić, R. N. Warrener, M. Eckert-Maksić, I. Antol and Z. Glasovac, A DFT Study of Pyramidalized Alkenes: 7-Oxasesquinorbornenes and 7,7'-Dioxasesquinorbornenes, *Theor. Chem. Acc.* **2003**, *109*, 182–189.
- [22] R. W. Williams, M. E. Colvin, N. Tran, R. N.; Warrener and D. Margetić, Exceptionally Pyramidalized Olefins: A Theoretical Study of the Cyclopropenyl Fused Tricycles – Tricyclo[3.2.1.0<sup>2,4</sup>]oct-2(4)-ene, Tricyclo[3.2.1.0<sup>2,4</sup>]octa-2(4),6-diene, Tricyclo[3.2.2.0<sup>2,4</sup>]non-2(4)-ene and Tricyclo[3.2.2.0<sup>2,4</sup>]nona-2(4),6-diene, *J. Org. Chem.* **2000**, *65*, 562–567.
- [23] D. M. Birney, S. Ham and G. R. Unruh, Pericyclic and Pseudopericyclic Thermal Cheletropic Decarbonylations: When Can a Pericyclic Reaction Have a Planar, Pseudopericyclic Transition State?, *J. Am. Chem. Soc.* **1997**, *119*, 4509–4517.
- [24] D. M. Birney, K. B. Wiberg and J. A. Berson, Geometry of the transition state of the decarbonylation of bicyclo[2.2.1]hepta-2,5-dien-7-one. Experimental and ab initio theoretical studies, *J. Am. Chem. Soc.* **1988**, *110*, 6631–6642.
- [25] R. N. Warrener, M. A. Houghton, A. C. Schultz, R. F. Keene and L. Kelso, Preparation of 7,8-Diazaphencyclone and its Use in the Construction of Rigid, Space-Separated 1,10-Phenanthroline Donor-Acceptor Systems: New Ligands for Metal Complexation, *Chem. Commun.* **1996**, 1151–1152.
- [26] P. E. Wagenseller, D. M. Birney and D. Roy, On the Development of Aromaticity in Cycloadditions: Ab Initio Transition Structures for the Trimerization of Acetylene and for the Addition of Ethylene and Acetylene to Formyl ketene, *J. Org. Chem.* **1995**, *60*, 2853–2859.

## Biographies

**Davor Margetić** is research scientist working at Ruđer Bošković Institute in Zagreb, Croatia.

**Ronald N. Warrener** is full professor of chemistry.